

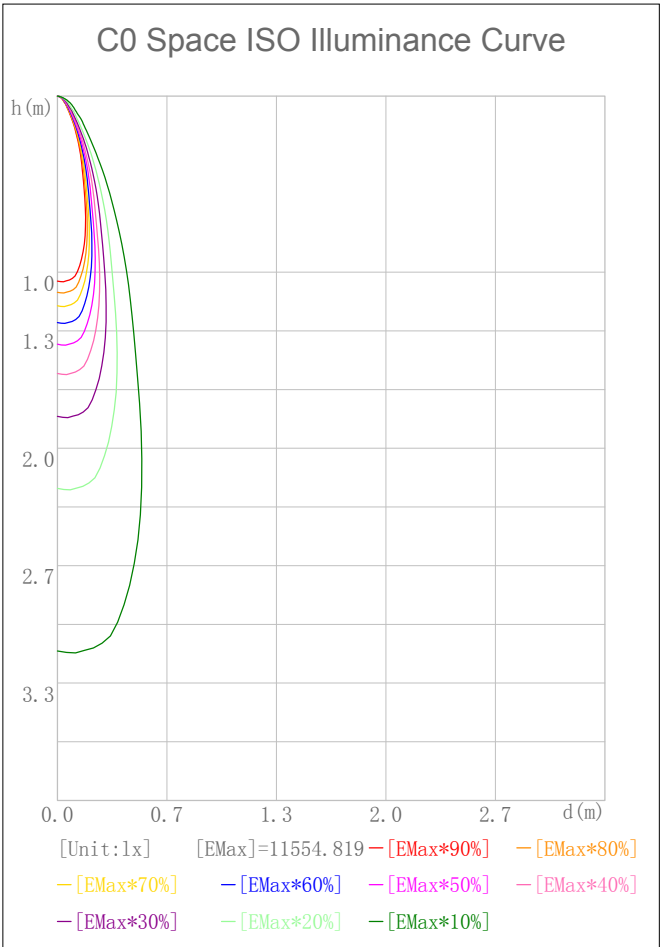
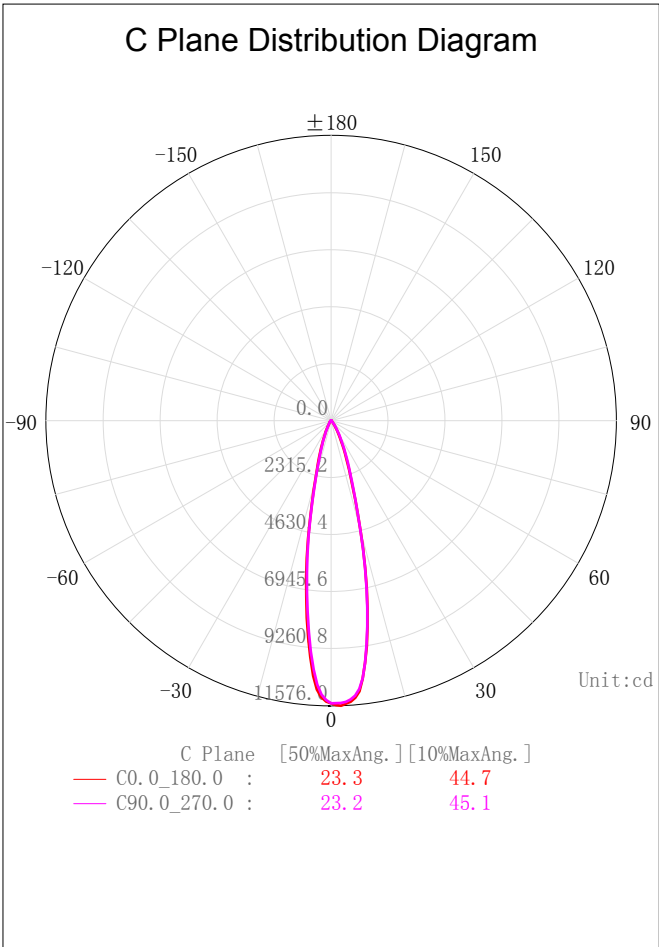
Indoor Luminaire Photometric Data

Description Information

Luminary Name: TR05-30-XX-01 3000K RA90 24D		Lum. Catalog:	Test ID: 01
Lamp Name:		Lamp Catalog: LED	Test Date: 2019/11/11
Manufacture: Shenzhen Norming Lighting Co., Ltd		Shld.Ang(°):	Test Machine:GON-2000
Test Lab: Quality Department		Frequency (Hz):	Lamp CCT (K): Ra:
Lum. Size (W*L*H):0.070m*0.070m*0.266m		Lum. Area (m2):0.024	Lum. W (kg): 0.000
Test System: C, γ	Test Step: C=90.0 γ=1.0	Temp. (°C): 25	Humidity(%): 50.0

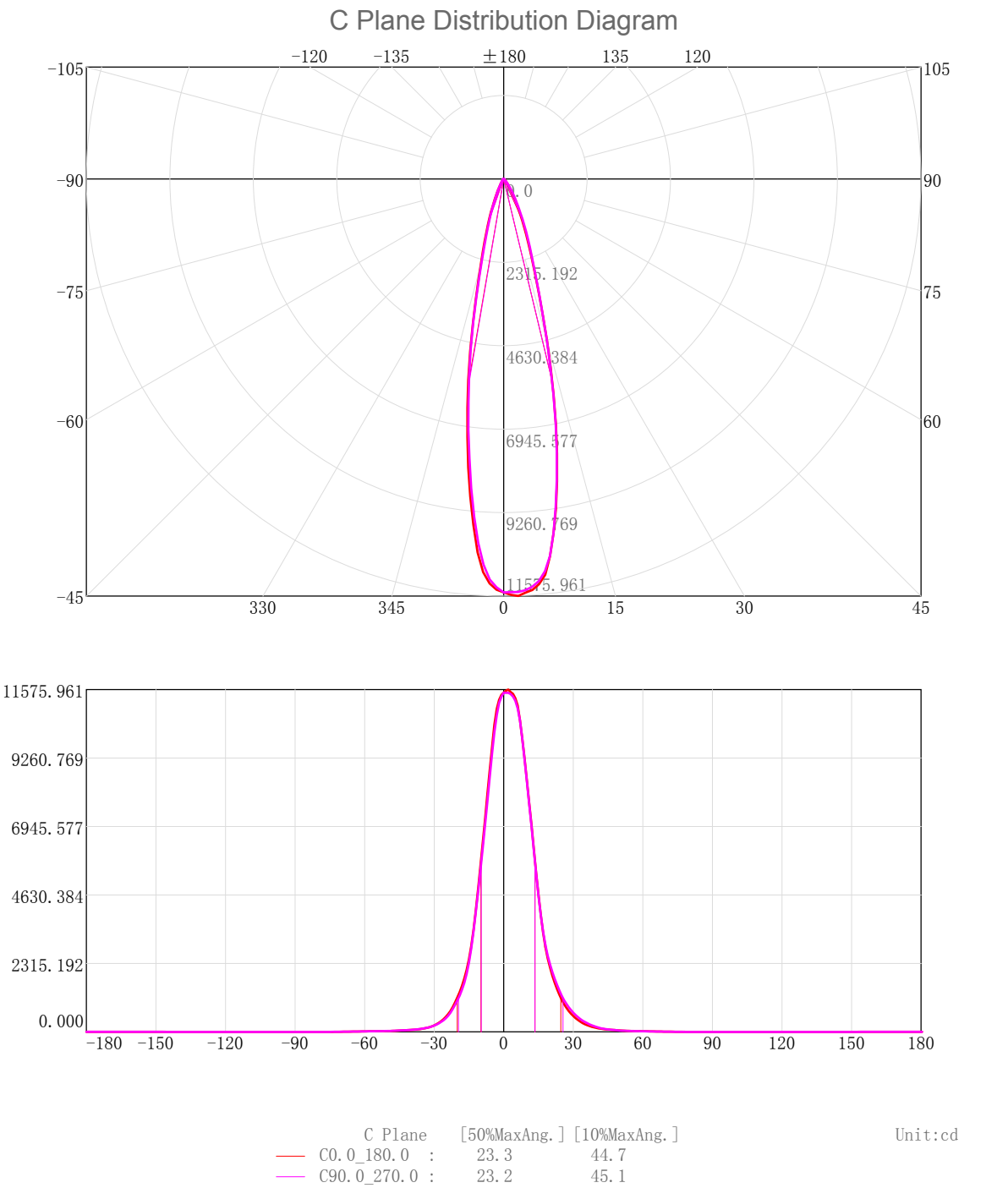
Character Parameter

Lamp Speciality Parameter		Luminaire Speciality Parameter	
Rated Flux(lm): 1000.000	Luminary Flux(lm): 2515.189	Field Angle(10%Imax): 44.7(°)	
Rated Power(W):	Luminary Efficiency: 251.52%	Down Lumens&Percent: 2510.593lm 99.82%	
Rated Voltage(V):	Luminary EER(lm/W): 82.982	Up Lumens&Percent: 4.596lm 0.18%	
Tested Power(W): 30.310	Max. Candela(cd): 11575.961	S/MH: C0_a180=0.399 C90_270=0.394	
Lamps' Inside: 1	Max Cand@Ang. (°): C=0.0 γ=2.0	CIE Type: Semi-Direct	
Tested Electrics (V, A, pf):240.1, 0.128, 0.986	Beam Angle(50%Imax): 23.3(°)	ErP Φ use(90°): 2460.772lm	
Lamp Size(W*L*H):0.070m*0.070m*0.266m	Left=-9.8°, Right=13.5°	IRF(%): 872.357	



2D Plane Light Intensity Distribution Curve

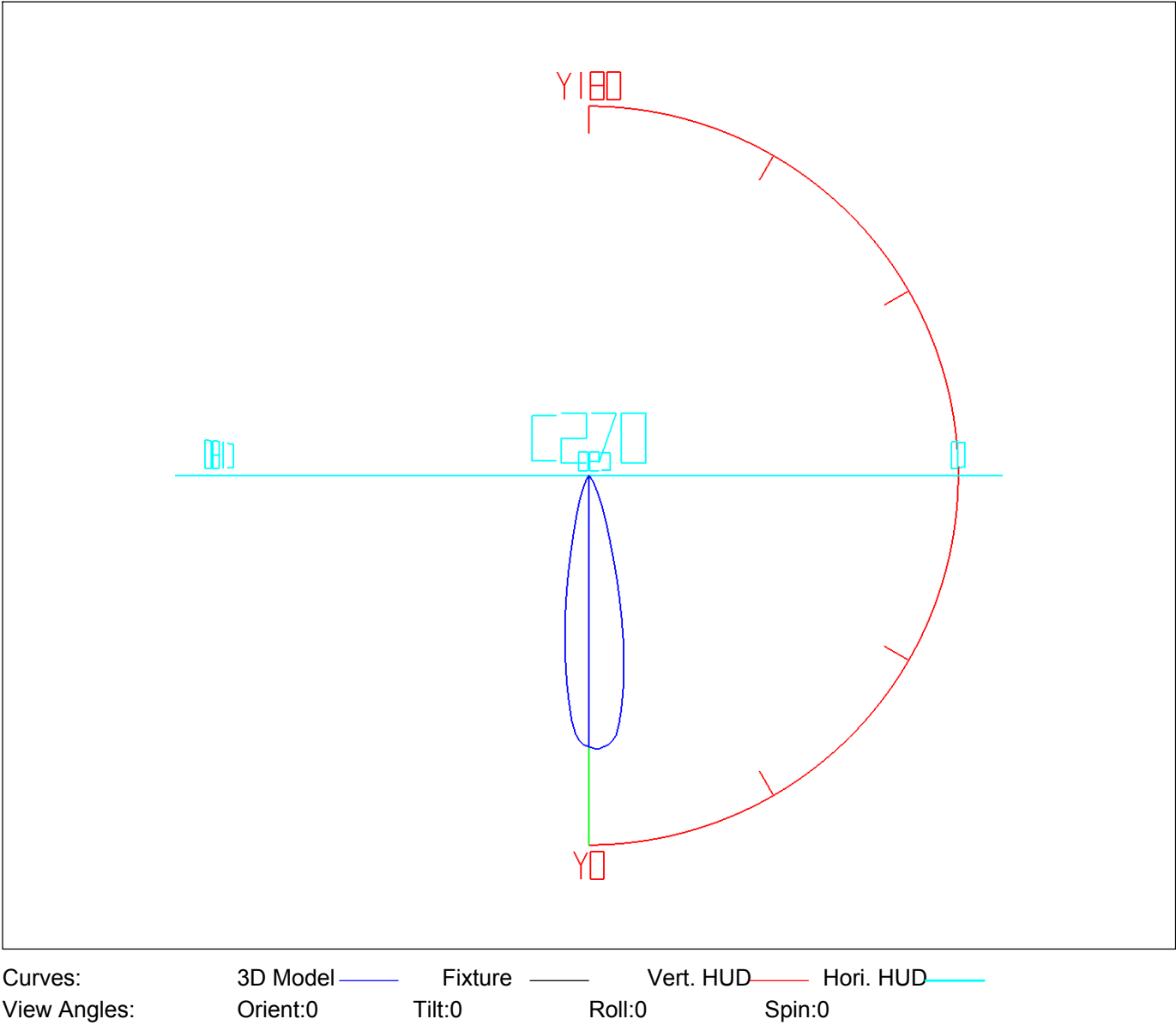
Lum. Name:TR05-30-XX-01 3000K RA90 24D	Lum. Catelog:	Test ID:01
Lamp Name:	Lamp Catelog:LED	Test Lab:Quality Department
Manufacture:Shenzhen Norming Lighting Co., Ltd	Test Machine:GON-2000	Test Date:2019/11/11



3D Light Intensity Distribution Modal

Lum. Name:TR05-30-XX-01 3000K RA90 24D	Lum. Catelog:	Test ID:01
Lamp Name:	Lamp Catelog:LED	Test Lab:Quality Department
Manufacture:Shenzhen Norming Lighting Co., Ltd	Test Machine:GON-2000	Test Date:2019/11/11

3D Light Intensity Distribution Modal



IES Indoor Report

Photometric Filename:TR05-30-XX-01 3000K RA90 24D.IES

Zonal Flux Tabulation

Zone(γ)	Zone Flux (lm)	Sums Flux (lm)	Zone%Lamp	Sums%Lamp	Zone(γ)	Zone Flux (lm)	Sums Flux (lm)	Zone%Lamp	Sums%Lamp
0.0-1.0	10.96	10.96	1.10	1.10	47.0-48.0	4.17	2459.45	0.42	245.95
1.0-2.0	32.70	43.66	3.27	4.37	48.0-49.0	3.81	2463.27	0.38	246.33
2.0-3.0	53.78	97.44	5.38	9.74	49.0-50.0	3.48	2466.75	0.35	246.67
3.0-4.0	73.51	170.95	7.35	17.10	50.0-51.0	3.23	2469.97	0.32	247.00
4.0-5.0	91.20	262.16	9.12	26.22	51.0-52.0	3.04	2473.01	0.30	247.30
5.0-6.0	106.41	368.57	10.64	36.86	52.0-53.0	2.88	2475.89	0.29	247.59
6.0-7.0	118.60	487.17	11.86	48.72	53.0-54.0	2.74	2478.63	0.27	247.86
7.0-8.0	127.15	614.32	12.71	61.43	54.0-55.0	2.62	2481.25	0.26	248.12
8.0-9.0	132.21	746.53	13.22	74.65	55.0-56.0	2.51	2483.76	0.25	248.38
9.0-10.0	134.20	880.73	13.42	88.07	56.0-57.0	2.40	2486.16	0.24	248.62
10.0-11.0	133.13	1013.86	13.31	101.39	57.0-58.0	2.29	2488.45	0.23	248.85
11.0-12.0	129.02	1142.87	12.90	114.29	58.0-59.0	2.19	2490.64	0.22	249.06
12.0-13.0	122.28	1265.15	12.23	126.51	59.0-60.0	2.08	2492.72	0.21	249.27
13.0-14.0	113.79	1378.94	11.38	137.89	60.0-61.0	1.96	2494.68	0.20	249.47
14.0-15.0	104.57	1483.51	10.46	148.35	61.0-62.0	1.85	2496.53	0.18	249.65
15.0-16.0	95.25	1578.76	9.52	157.88	62.0-63.0	1.73	2498.26	0.17	249.83
16.0-17.0	86.41	1665.17	8.64	166.52	63.0-64.0	1.60	2499.87	0.16	249.99
17.0-18.0	78.48	1743.65	7.85	174.37	64.0-65.0	1.48	2501.34	0.15	250.13
18.0-19.0	71.57	1815.22	7.16	181.52	65.0-66.0	1.36	2502.70	0.14	250.27
19.0-20.0	65.49	1880.71	6.55	188.07	66.0-67.0	1.24	2503.94	0.12	250.39
20.0-21.0	59.91	1940.63	5.99	194.06	67.0-68.0	1.11	2505.05	0.11	250.51
21.0-22.0	54.63	1995.26	5.46	199.53	68.0-69.0	1.00	2506.05	0.10	250.61
22.0-23.0	49.62	2044.88	4.96	204.49	69.0-70.0	0.89	2506.94	0.09	250.69
23.0-24.0	44.87	2089.75	4.49	208.97	70.0-71.0	0.78	2507.72	0.08	250.77
24.0-25.0	40.40	2130.15	4.04	213.02	71.0-72.0	0.68	2508.40	0.07	250.84
25.0-26.0	36.27	2166.42	3.63	216.64	72.0-73.0	0.57	2508.97	0.06	250.90
26.0-27.0	32.53	2198.96	3.25	219.90	73.0-74.0	0.48	2509.45	0.05	250.94
27.0-28.0	29.20	2228.16	2.92	222.82	74.0-75.0	0.38	2509.83	0.04	250.98
28.0-29.0	26.21	2254.37	2.62	225.44	75.0-76.0	0.29	2510.12	0.03	251.01
29.0-30.0	23.52	2277.89	2.35	227.79	76.0-77.0	0.20	2510.33	0.02	251.03
30.0-31.0	21.11	2299.00	2.11	229.90	77.0-78.0	0.13	2510.46	0.01	251.05
31.0-32.0	18.93	2317.93	1.89	231.79	78.0-79.0	0.08	2510.54	0.01	251.05
32.0-33.0	16.98	2334.91	1.70	233.49	79.0-80.0	0.04	2510.58	0.00	251.06
33.0-34.0	15.22	2350.13	1.52	235.01	80.0-81.0	0.01	2510.59	0.00	251.06
34.0-35.0	13.65	2363.78	1.36	236.38	81.0-82.0	0.00	2510.59	0.00	251.06
35.0-36.0	12.28	2376.06	1.23	237.61	82.0-83.0	0.00	2510.59	0.00	251.06
36.0-37.0	11.08	2387.15	1.11	238.71	83.0-84.0	0.00	2510.59	0.00	251.06
37.0-38.0	10.02	2397.16	1.00	239.72	84.0-85.0	0.00	2510.59	0.00	251.06
38.0-39.0	9.07	2406.23	0.91	240.62	85.0-86.0	0.00	2510.59	0.00	251.06
39.0-40.0	8.22	2414.45	0.82	241.44	86.0-87.0	0.00	2510.59	0.00	251.06
40.0-41.0	7.46	2421.91	0.75	242.19	87.0-88.0	0.00	2510.59	0.00	251.06
41.0-42.0	6.79	2428.69	0.68	242.87	88.0-89.0	0.00	2510.59	0.00	251.06
42.0-43.0	6.21	2434.90	0.62	243.49	89.0-90.0	0.00	2510.59	0.00	251.06
43.0-44.0	5.72	2440.62	0.57	244.06	90.0-91.0	0.00	2510.59	0.00	251.06
44.0-45.0	5.29	2445.91	0.53	244.59	91.0-92.0	0.00	2510.59	0.00	251.06
45.0-46.0	4.88	2450.78	0.49	245.08	92.0-93.0	0.00	2510.59	0.00	251.06
46.0-47.0	4.51	2455.29	0.45	245.53	93.0-94.0	0.00	2510.59	0.00	251.06

IES Indoor Report

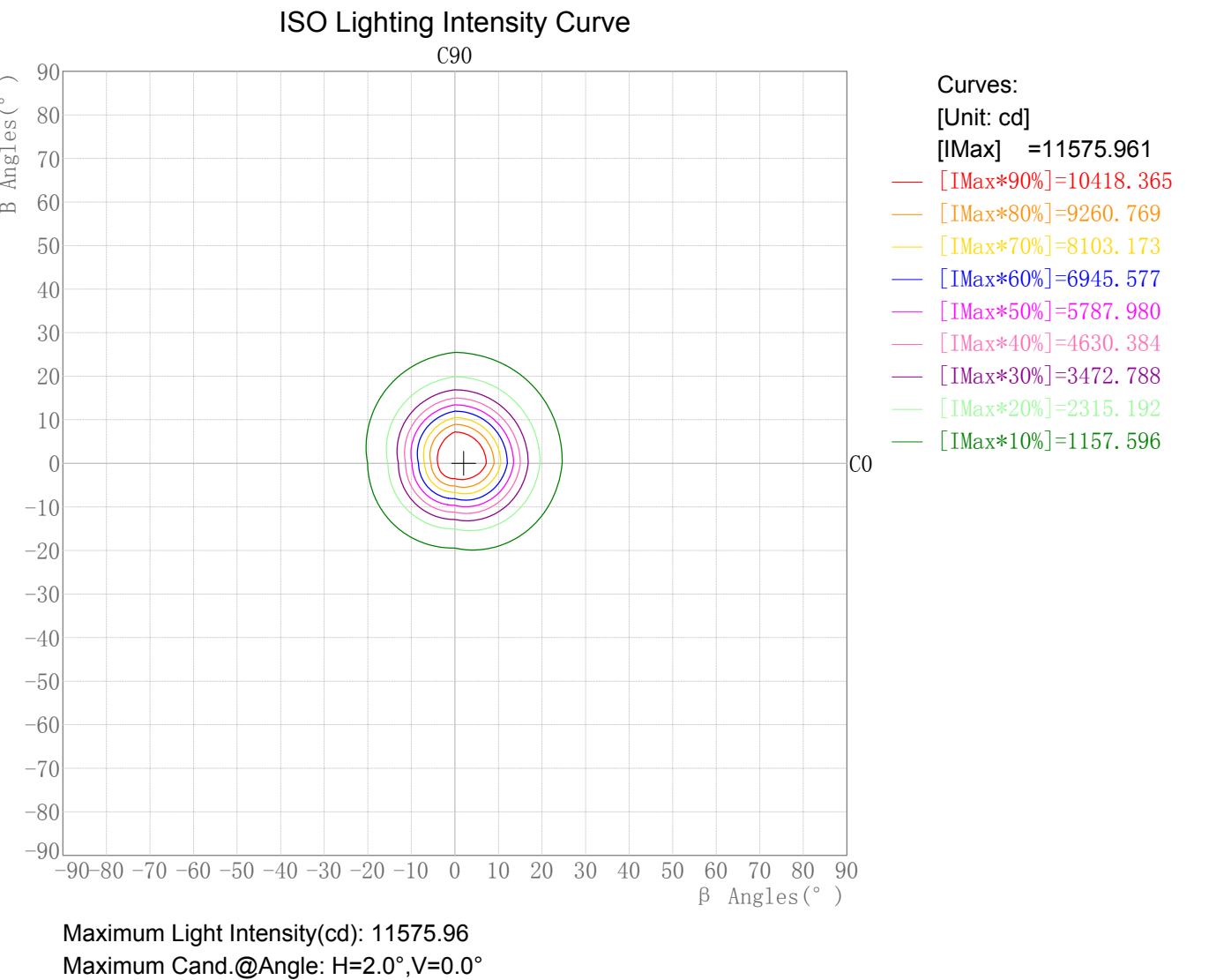
Photometric Filename:TR05-30-XX-01 3000K RA90 24D.IES

Zonal Flux Tabulation - (Cont.)

Zone(γ)	Zone Flux (lm)	Sums Flux (lm)	Zone%Lamp	Sums%Lamp	Zone(γ)	Zone Flux (lm)	Sums Flux (lm)	Zone%Lamp	Sums%Lamp
94.0-95.0	0.00	2510.59	0.00	251.06	141.0-142.0	0.00	2510.59	0.00	251.06
95.0-96.0	0.00	2510.59	0.00	251.06	142.0-143.0	0.01	2510.60	0.00	251.06
96.0-97.0	0.00	2510.59	0.00	251.06	143.0-144.0	0.03	2510.63	0.00	251.06
97.0-98.0	0.00	2510.59	0.00	251.06	144.0-145.0	0.05	2510.68	0.00	251.07
98.0-99.0	0.00	2510.59	0.00	251.06	145.0-146.0	0.06	2510.74	0.01	251.07
99.0-100.0	0.00	2510.59	0.00	251.06	146.0-147.0	0.08	2510.82	0.01	251.08
100.0-101.0	0.00	2510.59	0.00	251.06	147.0-148.0	0.09	2510.92	0.01	251.09
101.0-102.0	0.00	2510.59	0.00	251.06	148.0-149.0	0.10	2511.02	0.01	251.10
102.0-103.0	0.00	2510.59	0.00	251.06	149.0-150.0	0.12	2511.14	0.01	251.11
103.0-104.0	0.00	2510.59	0.00	251.06	150.0-151.0	0.14	2511.29	0.01	251.13
104.0-105.0	0.00	2510.59	0.00	251.06	151.0-152.0	0.16	2511.45	0.02	251.14
105.0-106.0	0.00	2510.59	0.00	251.06	152.0-153.0	0.18	2511.62	0.02	251.16
106.0-107.0	0.00	2510.59	0.00	251.06	153.0-154.0	0.19	2511.81	0.02	251.18
107.0-108.0	0.00	2510.59	0.00	251.06	154.0-155.0	0.20	2512.01	0.02	251.20
108.0-109.0	0.00	2510.59	0.00	251.06	155.0-156.0	0.20	2512.22	0.02	251.22
109.0-110.0	0.00	2510.59	0.00	251.06	156.0-157.0	0.21	2512.43	0.02	251.24
110.0-111.0	0.00	2510.59	0.00	251.06	157.0-158.0	0.21	2512.64	0.02	251.26
111.0-112.0	0.00	2510.59	0.00	251.06	158.0-159.0	0.21	2512.84	0.02	251.28
112.0-113.0	0.00	2510.59	0.00	251.06	159.0-160.0	0.20	2513.05	0.02	251.30
113.0-114.0	0.00	2510.59	0.00	251.06	160.0-161.0	0.20	2513.25	0.02	251.32
114.0-115.0	0.00	2510.59	0.00	251.06	161.0-162.0	0.20	2513.44	0.02	251.34
115.0-116.0	0.00	2510.59	0.00	251.06	162.0-163.0	0.19	2513.63	0.02	251.36
116.0-117.0	0.00	2510.59	0.00	251.06	163.0-164.0	0.18	2513.81	0.02	251.38
117.0-118.0	0.00	2510.59	0.00	251.06	164.0-165.0	0.17	2513.98	0.02	251.40
118.0-119.0	0.00	2510.59	0.00	251.06	165.0-166.0	0.16	2514.14	0.02	251.41
119.0-120.0	0.00	2510.59	0.00	251.06	166.0-167.0	0.15	2514.29	0.01	251.43
120.0-121.0	0.00	2510.59	0.00	251.06	167.0-168.0	0.14	2514.43	0.01	251.44
121.0-122.0	0.00	2510.59	0.00	251.06	168.0-169.0	0.13	2514.56	0.01	251.46
122.0-123.0	0.00	2510.59	0.00	251.06	169.0-170.0	0.11	2514.67	0.01	251.47
123.0-124.0	0.00	2510.59	0.00	251.06	170.0-171.0	0.10	2514.77	0.01	251.48
124.0-125.0	0.00	2510.59	0.00	251.06	171.0-172.0	0.09	2514.86	0.01	251.49
125.0-126.0	0.00	2510.59	0.00	251.06	172.0-173.0	0.08	2514.94	0.01	251.49
126.0-127.0	0.00	2510.59	0.00	251.06	173.0-174.0	0.07	2515.01	0.01	251.50
127.0-128.0	0.00	2510.59	0.00	251.06	174.0-175.0	0.06	2515.06	0.01	251.51
128.0-129.0	0.00	2510.59	0.00	251.06	175.0-176.0	0.05	2515.11	0.00	251.51
129.0-130.0	0.00	2510.59	0.00	251.06	176.0-177.0	0.04	2515.14	0.00	251.51
130.0-131.0	0.00	2510.59	0.00	251.06	177.0-178.0	0.03	2515.17	0.00	251.52
131.0-132.0	0.00	2510.59	0.00	251.06	178.0-179.0	0.02	2515.18	0.00	251.52
132.0-133.0	0.00	2510.59	0.00	251.06	179.0-180.0	0.01	2515.19	0.00	251.52
133.0-134.0	0.00	2510.59	0.00	251.06					
134.0-135.0	0.00	2510.59	0.00	251.06					
135.0-136.0	0.00	2510.59	0.00	251.06					
136.0-137.0	0.00	2510.59	0.00	251.06					
137.0-138.0	0.00	2510.59	0.00	251.06					
138.0-139.0	0.00	2510.59	0.00	251.06					
139.0-140.0	0.00	2510.59	0.00	251.06					
140.0-141.0	0.00	2510.59	0.00	251.06					

Rectangle ISO Lighting Intensity Diagram

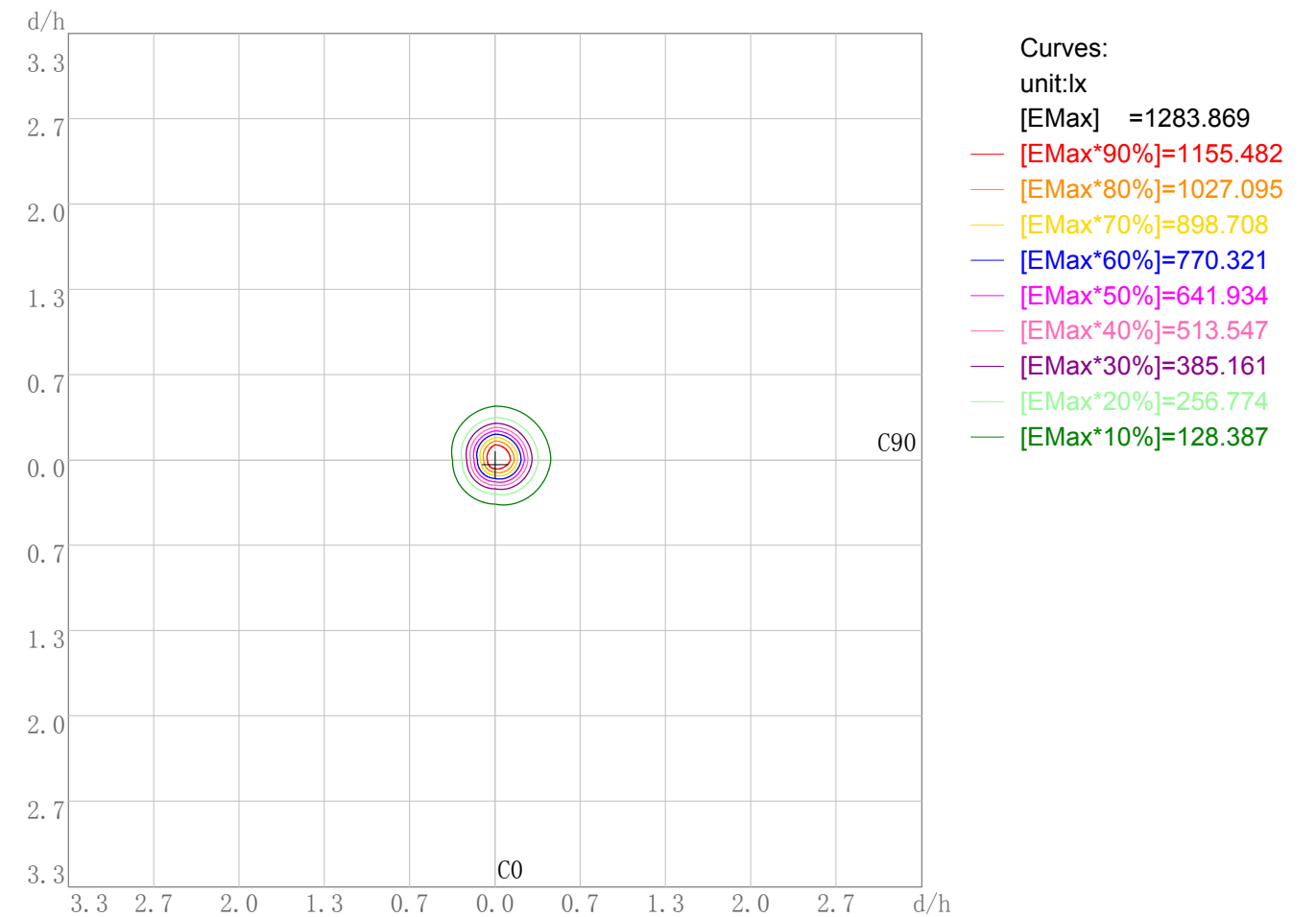
Lum. Name:TR05-30-XX-01 3000K RA90 24D	Lum. Catalog:	Test ID:01
Lamp Name:	Lamp Catalog: LED	Test Lab: Quality Department
Manufacture: Shenzhen Norming Lighting Co., Ltd	Test Machine:GON-2000	Test Date: 2019/11/11



Plane ISO-Illuminance Diagram

Lum. Name:TR05-30-XX-01 3000K RA90 24D	Lum. Catalog:	Test ID:01
Lamp Name:	Lamp Catalog: LED	Test Lab: Quality Department
Manufacture: Shenzhen Norming Lighting Co., Ltd	Test Machine:GON-2000	Test Date: 2019/11/11

Plane ISO-Illuminance Curve



Working Plane Luminaire Mounting Height(m): 3.00  
Working Plane Maximum Illuminance(lx): 1283.87  
Working Plane Maximum Illuminance Position(d/h):H0.0 V0.0

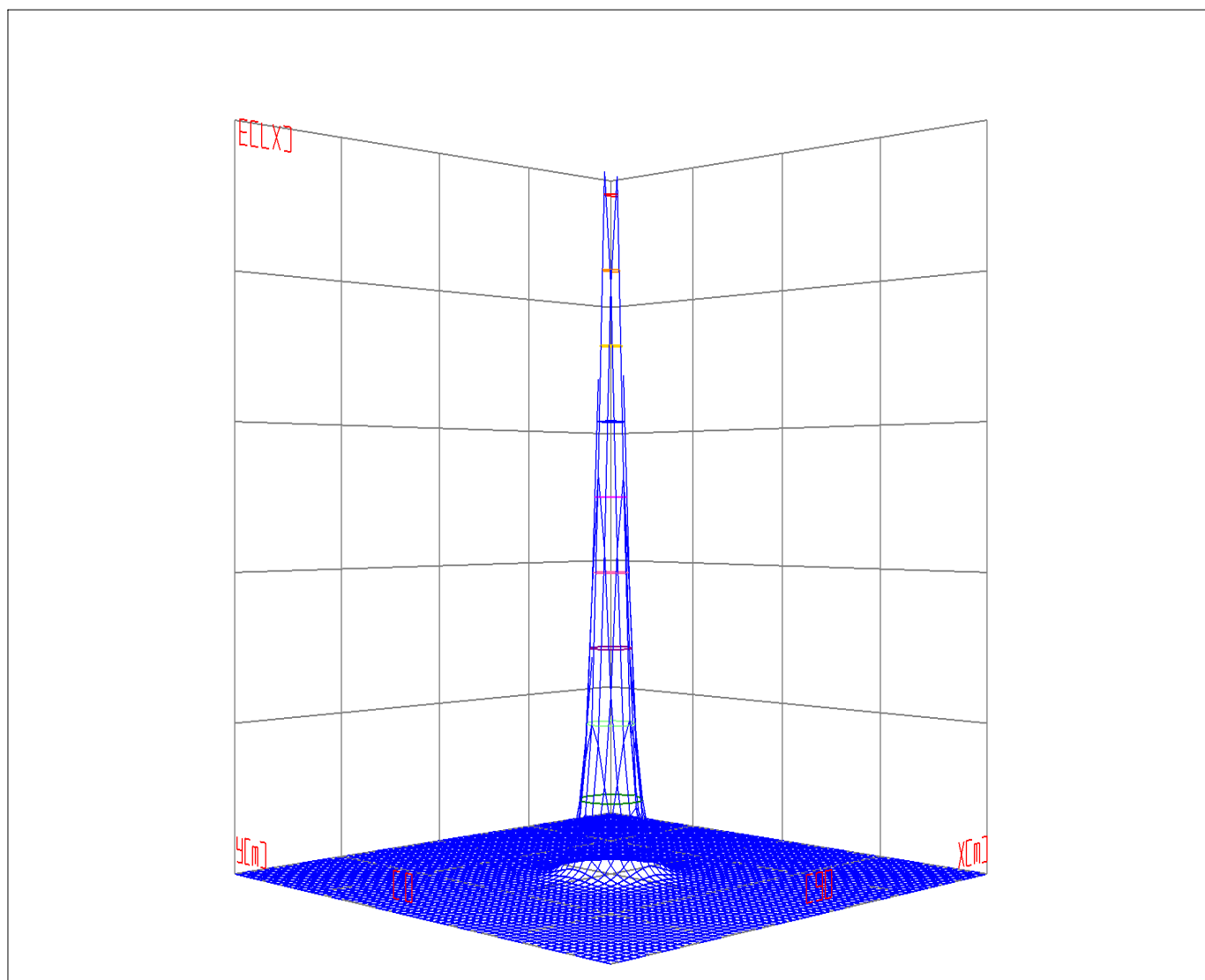
# IES Indoor Report

Photometric Filename:TR05-30-XX-01 3000K RA90 24D.IES

## 3D Plane ISO Illuminance Diagram

Lum. Name: TR05-30-XX-01 3000K RA90 24D	Lum. Catalog:	Test ID: 01
Lamp Name:	Lamp Catalog: LED	Test Lab: Quality Department
Manufacture: Shenzhen Norming Lighting Co., Ltd	Test Machine:GON-2000	Test Date: 2019/11/11

## 3D Plane Illuminance Modal



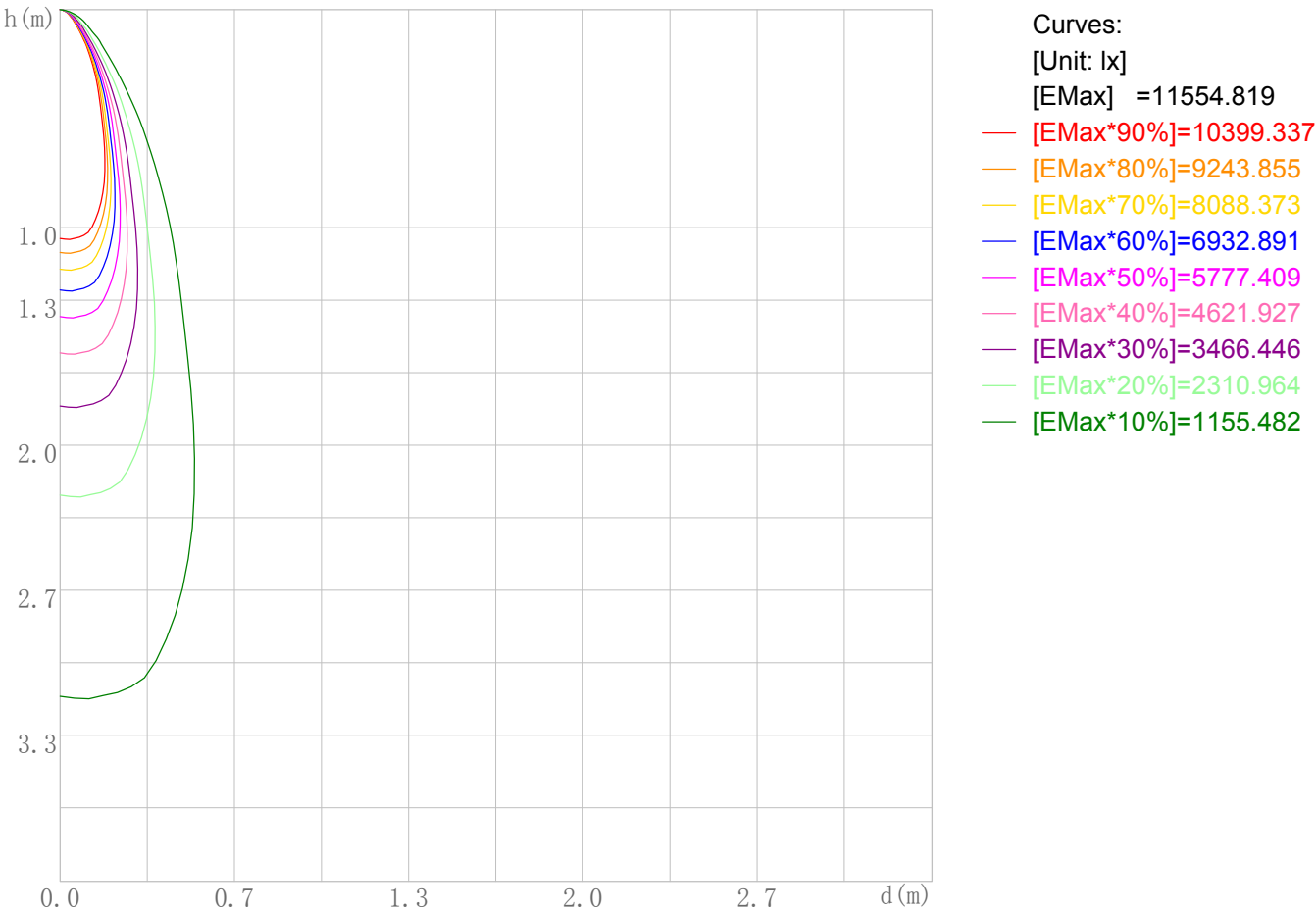
Curves: 3D Model — 90% — 80% — 70% — 60% — 50% — 40% — 30% — 20% — 10% —  
View Angles(deg): 0 Height(m): 3.0 Distance(m): 10.0



Space ISO Illuminance Diagram

Lum. Name:TR05-30-XX-01 3000K RA90 24D	Lum. Catelog:	Test ID:01
Lamp Name:	Lamp Catelog:LED	Test Lab:Quality Department
Manufacture:Shenzhen Norming Lighting Co., Ltd	Test Machine:GON-2000	Test Date:2019/11/11

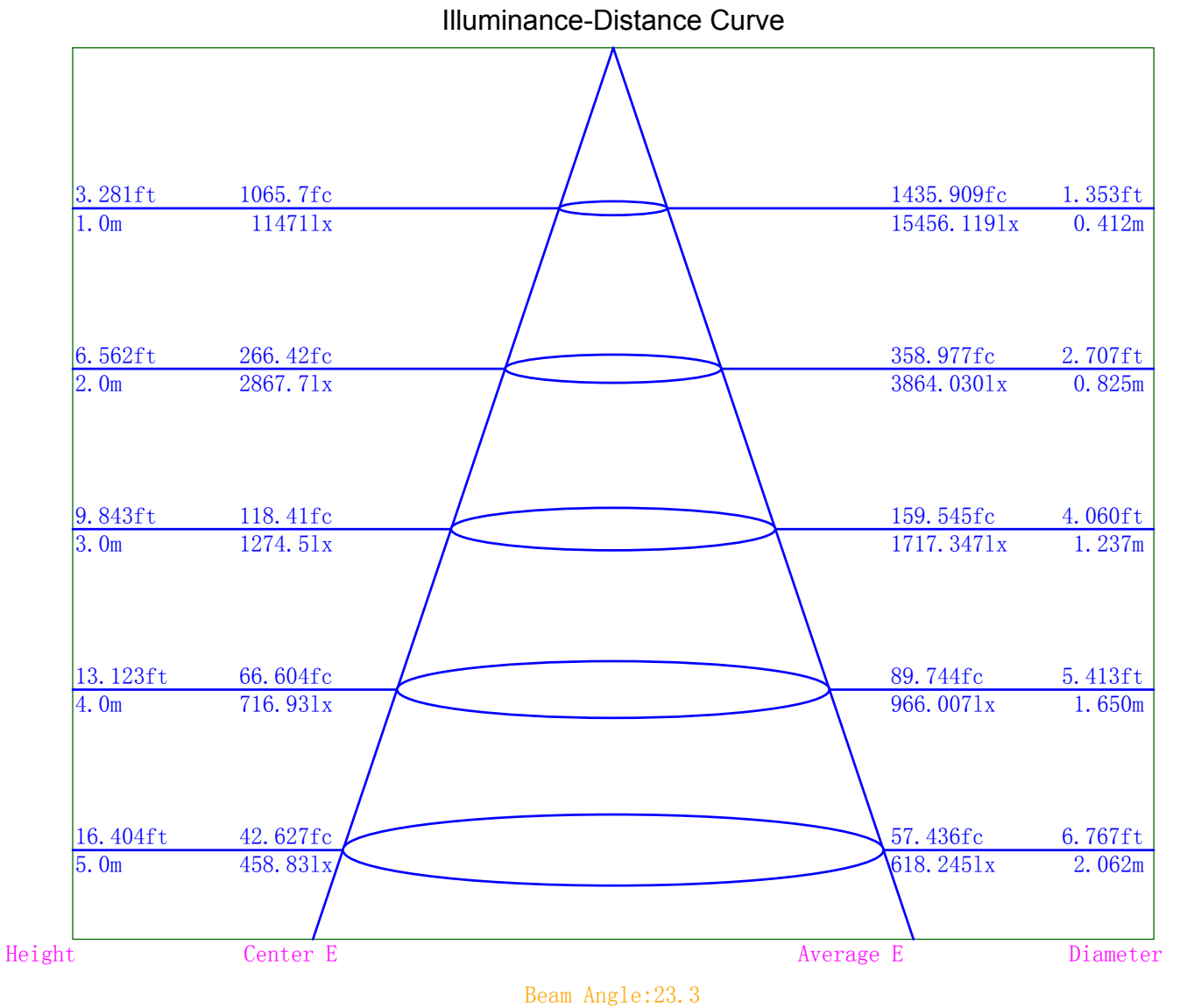
Space ISO Illuminance Curve



Space Plane Maximum Illuminance and @Angle:11554.82lx,2.0deg  
Plane Maximum Lighting Intensity and @Angle:11575.961cd,0deg

Illuminance-Distance Diagram

Lum. Name:TR05-30-XX-01 3000K RA90 24D	Lum. Catelog:	Test ID:01
Lamp Name:	Lamp Catelog:LED	Test Lab:Quality Department
Manufacture:Shenzhen Norming Lighting Co., Ltd	Test Machine:GON-2000	Test Date:2019/11/11



Indoor Luminance Limiting Curves

Lum. Name: TR05-30-XX-01 3000K RA90 24D	Lum. Catalog:	Test ID: 01
Lamp Name:	Lamp Catalog: LED	Test Lab: Quality Department
Manufacture: Shenzhen Norming Lighting Co., Ltd	Test Machine:GON-2000	Test Date: 2019/11/11

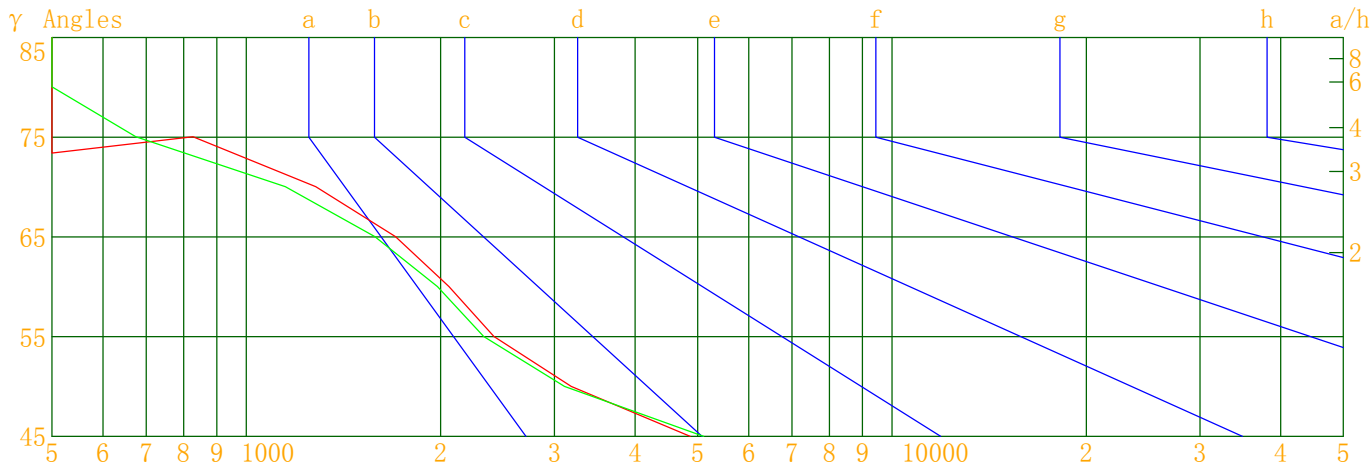
Glare Grade Table

GI	Quality	Using Illuminance							
1.15	A	2000	1000	500	<=300				
1.5	B		2000	1000	500	<=300			
1.85	C			2000	1000	500	<=300		
2.2	D				2000	1000	500	<=300	
2.55	E	a				2000	1000	500	<=300
			b	c	d	e	f	g	h

Luminance Table

Gama(deg)	45	50	55	60	65	70	75	80	85
C0	4868	3186	2418	2060	1702	1281	827	179	0
C90	5110	3110	2332	1977	1581	1150	675	0	0

Luminance Limiting Curve



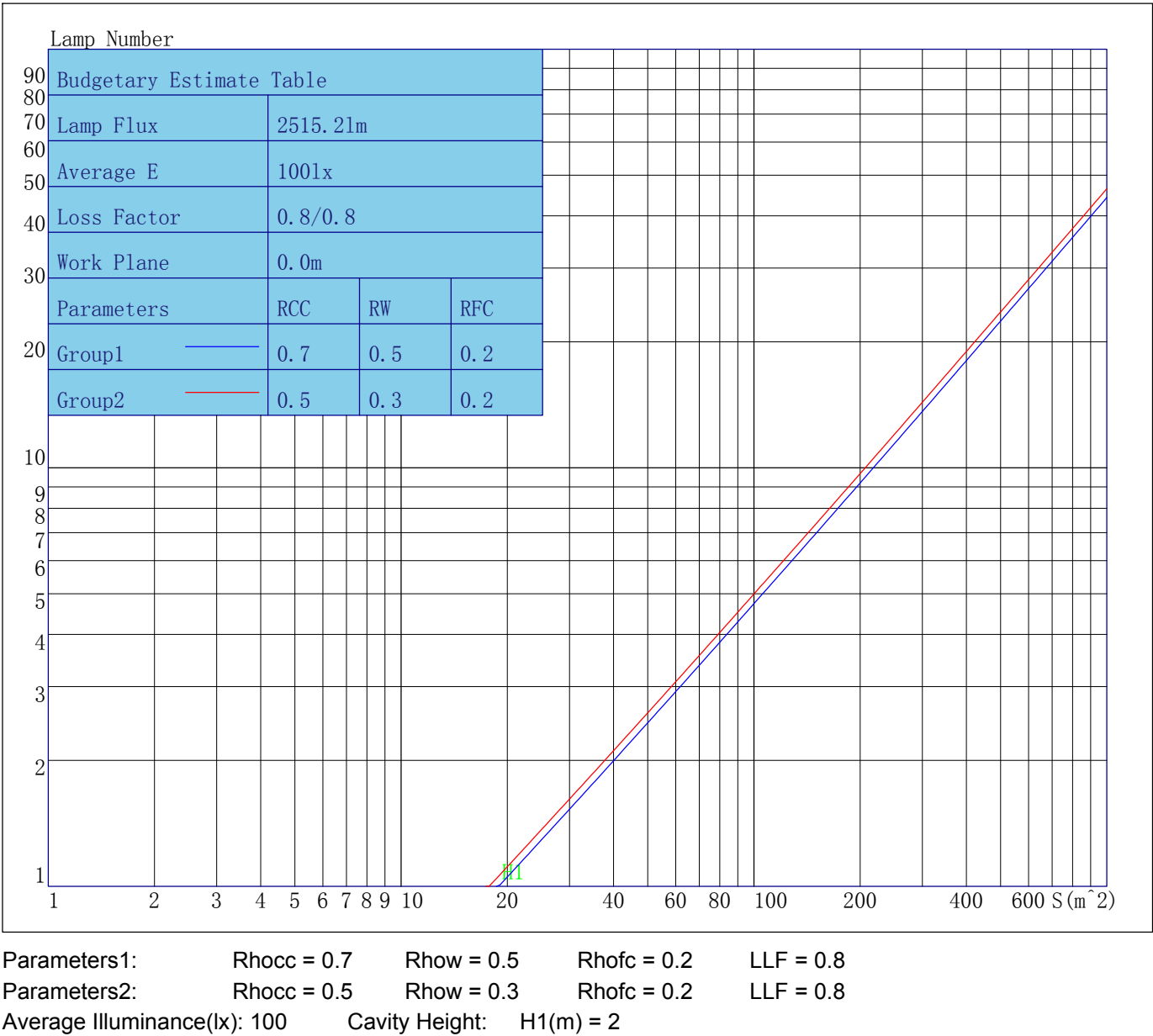
Luminous Size: Length(m)=0.070 Width(m)=0.070 Height(m)=0.266 Area(m^2)=0.023520

Luminous Type: Without Luminous Side

Luminous Curves: C0-C180 Color: — C90-C270 Color: —

Indoor Budgetary Estimate Table

Lum. Name:TR05-30-XX-01 3000K RA90 24D	Lum. Catalog:	Test ID:01
Lamp Name:	Lamp Catalog: LED	Test Lab: Quality Department
Manufacture: Shenzhen Norming Lighting Co., Ltd	Test Machine:GON-2000	Test Date: 2019/11/11



Indoor Coefficient of Utilization Table

Lum. Name: TR05-30-XX-01 3000K RA90 24D	Lum. Catelog:	Test ID: 01
Lamp Name:	Lamp Catelog: LED	Test Lab: Quality Department
Manufacture: Shenzhen Norming Lighting Co., Ltd	Test Machine:GON-2000	Test Date: 2019/11/11

Coefficients of Utilization - Zonal Cavity Method																		
Coef.	Effective Floor Cavity Reflectance RFC=0.20																	
RhoCC (%)	80				70				50			30			10			0
RhoW (%)	70	50	30	10	70	50	30	10	50	30	10	50	30	10	50	30	10	0
RCR	Coefficient of Utilization(%)																	
0	299	299	299	299	292	292	292	292	279	279	279	267	267	267	256	256	256	251
1	289	283	278	273	283	278	273	269	267	264	261	258	256	253	250	248	246	241
2	278	269	261	254	273	265	257	251	257	251	246	249	245	241	243	239	236	232
3	269	256	247	239	264	253	244	237	247	240	234	241	235	230	235	231	227	223
4	260	246	235	227	256	243	233	226	238	230	223	233	226	221	229	223	218	215
5	252	236	225	217	248	234	224	216	230	221	214	226	218	212	222	216	211	208
6	244	227	216	208	241	225	215	208	222	213	206	219	211	205	216	209	204	201
7	236	219	208	201	234	218	208	200	215	206	199	212	204	198	210	203	197	194
8	230	212	201	194	227	211	201	193	209	199	193	206	198	192	204	197	191	189
9	223	206	195	188	221	205	194	187	203	193	187	201	192	186	199	191	186	183
10	217	200	189	182	215	199	189	182	197	188	182	195	187	181	194	186	181	178

Unified Glare Rating Table

Lum. Name: TR05-30-XX-01 3000K RA90 24D	Lum. Catalog:	Test ID: 01
Lamp Name:	Lamp Catalog: LED	Test Lab: Quality Department
Manufacture: Shenzhen Norming Lighting Co., Ltd	Test Machine:GON-2000	Test Date: 2019/11/11

Unified Glare Rating Table

Ceiling RCC	0.70	0.70	0.50	0.50	0.30	0.70	0.70	0.50	0.50	0.30
Wall RW	0.50	0.30	0.50	0.30	0.30	0.50	0.30	0.50	0.30	0.30
Floor RFC	0.20	0.20	0.20	0.20	0.20	0.20	0.20	0.20	0.20	0.20
Room Size	Vewed crosswise					Vewed endwise				
X=2H    Y=2H	6.3	8.1	6.7	8.5	8.8	7.0	8.8	7.4	9.2	9.5
	6.4	8.2	6.8	8.5	8.9	7.0	8.8	7.4	9.1	9.5
	6.4	8.1	6.8	8.5	8.8	6.9	8.7	7.3	9.0	9.4
	6.3	8.0	6.7	8.3	8.7	6.8	8.5	7.2	8.9	9.3
	6.2	7.9	6.6	8.3	8.7	6.8	8.4	7.2	8.8	9.2
	6.2	7.8	6.6	8.2	8.6	6.7	8.4	7.1	8.7	9.2
X=4H    Y=2H	6.2	7.9	6.6	8.3	8.6	6.8	8.6	7.2	8.9	9.3
	6.3	8.0	6.7	8.3	8.7	6.8	8.5	7.3	8.9	9.3
	6.3	7.9	6.7	8.3	8.7	6.8	8.4	7.2	8.8	9.2
	6.2	7.7	6.6	8.1	8.6	6.6	8.2	7.1	8.6	9.0
	6.1	7.6	6.5	8.0	8.5	6.6	8.1	7.0	8.5	9.0
	6.0	7.5	6.5	8.0	8.4	6.5	8.0	7.0	8.5	8.9
X=8H    Y=4H	6.1	7.6	6.6	8.1	8.5	6.6	8.1	7.0	8.5	9.0
	6.0	7.4	6.4	7.9	8.7	6.4	7.9	6.9	8.3	9.1
	5.8	7.3	6.3	7.7	8.2	6.3	7.7	6.8	8.2	8.7
	5.8	7.2	6.2	7.6	8.1	6.2	7.6	6.7	8.1	8.6
X=12H    Y=4H	6.1	7.5	6.5	8.0	8.4	6.5	8.0	7.0	8.5	8.9
	5.9	7.3	6.4	7.8	8.3	6.3	7.8	6.8	8.2	8.7
	5.8	7.2	6.2	7.6	8.1	6.2	7.6	6.7	8.1	8.6
Variations with the objerver position at spacings										
S=1.0H	1.9/-2.9					2.4/-4.1				
S=1.5H	2.5/-4.0					2.8/-5.0				
S=2.0H	3.0/-4.8					3.2/-5.6				
Reduced UGR Table:										
Nordic Standard Table:	BK0					BK0				
Correction Value	0.4					0.3				

to the CIE Pub.117, data has been corrected, refers to the lamp's lumens 8.2flm.

IES Indoor Report

Photometric Filename:TR05-30-XX-01 3000K RA90 24D.IES

---

Candela Tabulation

V/H	C0.0	C90.0	C180.0	C270.0
γ 0.0	11470.9	11470.9	11470.9	11470.9
γ 1.0	11541.1	11465.4	11398.4	11331.4
γ 2.0	11576.0	11465.8	11229.9	11121.0
γ 3.0	11494.6	11425.3	10924.4	10716.0
γ 4.0	11430.8	11340.2	10385.7	10125.4
γ 5.0	11282.8	11198.0	9633.5	9406.2
γ 6.0	11040.6	10942.5	8864.5	8625.9
γ 7.0	10547.9	10535.3	8067.3	7808.7
γ 8.0	9925.5	9922.8	7224.5	7031.9
γ 9.0	9256.9	9210.9	6433.2	6248.1
γ 10.0	8516.7	8481.2	5660.5	5508.9
γ 11.0	7757.1	7719.6	4876.1	4773.8
γ 12.0	6978.8	6927.3	4120.2	4056.5
γ 13.0	6163.0	6120.5	3451.8	3395.6
γ 14.0	5369.2	5343.4	2902.6	2815.0
γ 15.0	4640.5	4606.2	2453.9	2337.0
γ 16.0	3956.5	3955.0	2094.5	1957.6
γ 17.0	3360.3	3401.3	1806.9	1663.1
γ 18.0	2874.7	2942.5	1561.1	1430.7
γ 19.0	2487.0	2576.0	1349.3	1232.9
γ 20.0	2168.5	2276.1	1162.8	1060.4
γ 21.0	1896.1	2017.5	990.6	908.6
γ 22.0	1661.6	1792.2	836.6	771.4
γ 23.0	1452.6	1590.8	706.2	647.4
γ 24.0	1263.8	1403.8	599.9	544.7
γ 25.0	1093.6	1231.2	508.1	462.8
γ 26.0	945.7	1080.3	429.9	394.2
γ 27.0	817.6	950.7	363.4	337.2
γ 28.0	709.9	839.5	306.4	288.6
γ 29.0	617.9	739.1	258.5	248.0
γ 30.0	537.9	650.0	219.5	213.8
γ 31.0	468.1	571.6	186.6	186.4
γ 32.0	406.2	501.6	161.2	161.8
γ 33.0	350.1	441.0	140.7	142.8
γ 34.0	301.4	384.8	123.7	127.0
γ 35.0	261.0	336.7	109.5	113.7
γ 36.0	227.6	295.2	97.5	101.9
γ 37.0	199.3	258.3	87.4	92.0
γ 38.0	175.2	225.7	79.1	83.4
γ 39.0	154.4	196.5	72.4	76.0
γ 40.0	136.2	170.2	67.1	69.7
γ 41.0	120.8	146.4	62.8	64.5
γ 42.0	107.6	125.5	59.1	60.4
γ 43.0	96.6	108.2	55.6	57.2
γ 44.0	88.0	94.9	51.9	53.7
γ 45.0	81.0	85.0	46.5	49.1
γ 46.0	75.1	77.7	40.7	43.5

Candela Tabulation - (Cont.)

V/H	C0.0	C90.0	C180.0	C270.0
γ 47.0	69.4	70.6	37.1	39.2
γ 48.0	63.0	62.1	34.6	36.3
γ 49.0	54.9	53.6	32.7	34.1
γ 50.0	48.2	47.0	31.0	32.3
γ 51.0	43.7	42.5	29.4	30.8
γ 52.0	40.4	38.9	28.2	29.4
γ 53.0	37.3	35.8	26.8	28.2
γ 54.0	34.7	33.3	25.6	26.8
γ 55.0	32.6	31.5	24.3	25.7
γ 56.0	30.8	29.7	23.1	24.4
γ 57.0	29.0	27.9	21.9	23.2
γ 58.0	27.4	26.3	20.8	22.0
γ 59.0	25.8	24.8	19.4	20.8
γ 60.0	24.2	23.2	18.1	19.4
γ 61.0	22.7	21.8	16.8	18.2
γ 62.0	21.3	20.3	15.6	16.8
γ 63.0	19.9	18.8	14.2	15.5
γ 64.0	18.3	17.2	12.8	14.1
γ 65.0	16.9	15.7	11.6	12.9
γ 66.0	15.5	14.3	10.4	11.6
γ 67.0	14.0	12.9	9.3	10.4
γ 68.0	12.7	11.5	8.1	9.2
γ 69.0	11.4	10.4	7.0	8.1
γ 70.0	10.3	9.2	5.9	7.0
γ 71.0	9.2	8.1	4.9	5.9
γ 72.0	7.9	7.0	3.9	4.9
γ 73.0	7.0	6.0	3.0	4.0
γ 74.0	6.0	5.1	2.2	3.1
γ 75.0	5.0	4.1	1.3	2.2
γ 76.0	4.1	3.2	0.5	1.4
γ 77.0	3.2	2.3	0.0	0.5
γ 78.0	2.4	1.5	0.0	0.0
γ 79.0	1.6	0.8	0.0	0.0
γ 80.0	0.7	0.0	0.0	0.0
γ 81.0	0.0	0.0	0.0	0.0
γ 82.0	0.0	0.0	0.0	0.0
γ 83.0	0.0	0.0	0.0	0.0
γ 84.0	0.0	0.0	0.0	0.0
γ 85.0	0.0	0.0	0.0	0.0
γ 86.0	0.0	0.0	0.0	0.0
γ 87.0	0.0	0.0	0.0	0.0
γ 88.0	0.0	0.0	0.0	0.0
γ 89.0	0.0	0.0	0.0	0.0
γ 90.0	0.0	0.0	0.0	0.0
γ 91.0	0.0	0.0	0.0	0.0
γ 92.0	0.0	0.0	0.0	0.0
γ 93.0	0.0	0.0	0.0	0.0

---



Candela Tabulation - (Cont.)

V/H	C0.0	C90.0	C180.0	C270.0
γ 94.0	0.0	0.0	0.0	0.0
γ 95.0	0.0	0.0	0.0	0.0
γ 96.0	0.0	0.0	0.0	0.0
γ 97.0	0.0	0.0	0.0	0.0
γ 98.0	0.0	0.0	0.0	0.0
γ 99.0	0.0	0.0	0.0	0.0
γ 100.0	0.0	0.0	0.0	0.0
γ 101.0	0.0	0.0	0.0	0.0
γ 102.0	0.0	0.0	0.0	0.0
γ 103.0	0.0	0.0	0.0	0.0
γ 104.0	0.0	0.0	0.0	0.0
γ 105.0	0.0	0.0	0.0	0.0
γ 106.0	0.0	0.0	0.0	0.0
γ 107.0	0.0	0.0	0.0	0.0
γ 108.0	0.0	0.0	0.0	0.0
γ 109.0	0.0	0.0	0.0	0.0
γ 110.0	0.0	0.0	0.0	0.0
γ 111.0	0.0	0.0	0.0	0.0
γ 112.0	0.0	0.0	0.0	0.0
γ 113.0	0.0	0.0	0.0	0.0
γ 114.0	0.0	0.0	0.0	0.0
γ 115.0	0.0	0.0	0.0	0.0
γ 116.0	0.0	0.0	0.0	0.0
γ 117.0	0.0	0.0	0.0	0.0
γ 118.0	0.0	0.0	0.0	0.0
γ 119.0	0.0	0.0	0.0	0.0
γ 120.0	0.0	0.0	0.0	0.0
γ 121.0	0.0	0.0	0.0	0.0
γ 122.0	0.0	0.0	0.0	0.0
γ 123.0	0.0	0.0	0.0	0.0
γ 124.0	0.0	0.0	0.0	0.0
γ 125.0	0.0	0.0	0.0	0.0
γ 126.0	0.0	0.0	0.0	0.0
γ 127.0	0.0	0.0	0.0	0.0
γ 128.0	0.0	0.0	0.0	0.0
γ 129.0	0.0	0.0	0.0	0.0
γ 130.0	0.0	0.0	0.0	0.0
γ 131.0	0.0	0.0	0.0	0.0
γ 132.0	0.0	0.0	0.0	0.0
γ 133.0	0.0	0.0	0.0	0.0
γ 134.0	0.0	0.0	0.0	0.0
γ 135.0	0.0	0.0	0.0	0.0
γ 136.0	0.0	0.0	0.0	0.0
γ 137.0	0.0	0.0	0.0	0.0
γ 138.0	0.0	0.0	0.0	0.0
γ 139.0	0.0	0.0	0.0	0.0
γ 140.0	0.0	0.0	0.0	0.0

Candela Tabulation - (Cont.)

V/H	C0.0	C90.0	C180.0	C270.0
γ 141.0	0.0	0.0	0.0	0.0
γ 142.0	0.0	0.0	0.0	0.0
γ 143.0	0.0	0.0	0.6	0.6
γ 144.0	0.0	0.0	1.2	1.2
γ 145.0	0.0	0.0	1.9	1.8
γ 146.0	0.0	0.0	2.4	2.3
γ 147.0	0.0	0.0	2.9	2.8
γ 148.0	0.0	0.0	3.5	3.3
γ 149.0	0.2	0.0	3.8	3.6
γ 150.0	0.9	0.6	4.3	4.1
γ 151.0	1.4	1.2	4.6	4.4
γ 152.0	2.0	1.6	4.9	4.7
γ 153.0	2.4	2.1	5.3	4.9
γ 154.0	2.9	2.5	5.6	5.1
γ 155.0	3.3	2.9	5.8	5.4
γ 156.0	3.8	3.2	6.0	5.5
γ 157.0	4.1	3.6	6.3	5.6
γ 158.0	4.5	3.9	6.4	5.7
γ 159.0	4.7	4.1	6.4	5.8
γ 160.0	4.9	4.3	6.5	5.8
γ 161.0	5.2	4.5	6.6	5.9
γ 162.0	5.4	4.8	6.7	5.9
γ 163.0	5.5	4.9	6.6	5.9
γ 164.0	5.7	5.1	6.6	5.9
γ 165.0	5.8	5.2	6.5	5.8
γ 166.0	5.9	5.3	6.5	5.7
γ 167.0	5.9	5.4	6.4	5.6
γ 168.0	6.0	5.4	6.3	5.6
γ 169.0	6.0	5.5	6.1	5.4
γ 170.0	6.0	5.5	5.9	5.3
γ 171.0	5.9	5.4	5.9	5.1
γ 172.0	5.8	5.5	5.7	5.0
γ 173.0	5.8	5.3	5.7	5.0
γ 174.0	5.6	5.3	5.5	4.9
γ 175.0	5.6	5.2	5.4	4.9
γ 176.0	5.5	5.2	5.3	4.9
γ 177.0	5.5	5.2	5.4	5.0
γ 178.0	5.4	5.2	5.5	5.1
γ 179.0	5.4	5.2	5.5	5.1
γ 180.0	5.4	5.4	5.4	5.4